



Public Space Protection Order Review Consultation 2021

Analysis Report
January – March 2021

This report analyses the results from the Public Space Protection Order Review Consultation conducted via an online survey carried out between 12 January and 9 March 2021.

Contents

Overview	3
Method	3
Responses	4
Summary	5
Introduction	6
Dogs	6
Barbeques and fires	16
About you.....	18

Overview

What is a Public Space Protection Order?

Public Spaces Protection Orders (PSPOs) were introduced as part of the Anti-social Behaviour, Crime and Policing Act 2014 and if used correctly allow local areas to counter unreasonable and persistent behaviour that affects the quality of life of its residents.

Anyone failing to meet a PSPO's requirements can be issued with a Fixed Penalty Notice of up to £100 or a fine of up to £1,000 if prosecuted.

A PSPO lasts up to 3 years and can then be renewed following review and consultation with the public and stakeholders.

Our existing PSPOs

The current PSPOs that came into force on 1st March 2018 replaced the previous dog control orders that expired in 2017 to prevent the activities identified.

Our current PSPO restrictions include:

- Limiting how many dogs can be walked by an owner to a maximum of 5
- Requiring dogs to be on a lead in a specific public area
- Requiring owners to pick up their dog's faeces
- Preventing dogs from being in a certain place, e.g. a children's play areas and sport pitches
- Dog walkers must carry the means to pick up after their dog has fouled
- Dogs on lead by direction of an authorised officer

Why we consulted

The existing dog related PSPOs in South Lakeland are due to expire in 2021 and we are required to review them and consult the public and certain stakeholders before they are renewed.

In addition, we are consulting on a number of new PSPOs that are proposed due to recent complaints about anti-social behaviour, some of which would restrict the lighting of barbeques and fires.

The results of the consultation will be used to decide which existing PSPO's will be renewed and what the renewed orders will contain. It will also allow us to consider the evidence for making new PSPO's and where these should be applied.

They will form the report to SLDC councillors for the approval to go forward.

Method

The consultation was promoted via our social media channels, the Locality newsletter to all town and parish councils, posters in the parks and open spaces being consulted on, and emails were sent to the required and additional stakeholders identified (including football clubs and the Police).

Responses

In total there were **457** complete usable responses to the survey. 455 were completed online, while 2 were submitted as paper copies.

Summary

- Nine in ten respondents to the consultation were a South Lakeland resident, with the majority of responses from the Kendal, Windermere and Grange areas.
- The slight majority (54%) of respondents to the survey were from dog owners, or those who walk other people's dogs.
- At Yew Tree Playing Field, Grange over Sands, just under a third would like to see dogs excluded from the playing field altogether, while a similar number would like to see dogs excluded from the pitch area only.
- At Dean Gibson Playing Field, Kendal, 50% would like to see dogs excluded from the playing field altogether, while one in five would like to see them excluded from the pitch area only.
- At Jubilee Fields, Kendal, almost half would like to see dogs excluded from the playing field altogether, while one in five would like to see them excluded from the pitch area only.
- At Wattsfield Playing Fields, Kendal, around half would like to see dogs excluded from the playing field altogether, while one in five would like to see them excluded from the pitch area only.
- At Queens Park Pitch, Windermere, a third would like to see dogs excluded from the playing field altogether, while slightly fewer would like to see them excluded from just the pitch area.
- At Rayrigg Meadow Pitch, Windermere, a third would like to see dogs excluded from the whole playing field, while just over one in four think they should be excluded from the pitch area only.
- At Maryfell Paddock, Sedbergh, just under half think that dogs should be excluded from the Paddock, while similar numbers think they should be kept on a lead or that there should be restrictions in place at all.
- At Kendal Fell, Kendal, just over half think that dogs should be on leads at all times, while just under half would like there to be no restrictions at all.
- Just over half of all respondents said that they were aware of the current PSPO restrictions across the district, with just under three quarters supporting the continuation of these.
- In regards to the lighting of fires and barbeques at the Glebe, Bowness, the majority (just under two thirds of respondents) think that they should be banned.
- In regards to the lighting of fires and barbeques at Rayrigg Meadow, Bowness, the majority (just under three out of five respondents) think that they should be banned.
- In regards to the lighting of fires and barbeques at Borrans Park, Ambleside, the majority (three out of five respondents) think that they should be banned.
- In regards to the lighting of fires and barbeques at Bardsea Country Park, Ulverston, the majority (just over half) think that they should be banned.

Introduction

Question 1: Are you responding as...

Nine in ten respondents to the consultation were a South Lakeland resident, while there were 32 responses from official representatives of an organisation (a full list of these organisations can be viewed in Appendix 1).

Respondent	Total	Percent
A South Lakeland resident	417	91%
A visitor to South Lakeland	7	2%
As an official representative of an organisation	32	7%
Not Answered	0	0%

Question 2: What is your postcode?

The majority of responses were from the Kendal, Windermere and Grange areas. This would be expected due to the locations of the majority of the sites consulted on being in these areas.

Postcode area	Total	Percent
LA10 (Sedbergh area)	5	1%
LA11 (Grange area)	111	24%
LA12 (Ulverston area)	10	2%
LA22 (Ambleside area)	8	2%
LA23 (Windermere area)	117	26%
LA6 (Burton/ Holme area)	6	1%
LA7 (Milnthorpe area)	5	1%
LA8 (surrounding Kendal area)	19	4%
LA9 (Kendal area)	164	36%
Other	11	2%

Dogs

Question 3: Are you a dog owner (or walk other people's dogs)?

The slight majority of respondents to the survey were from dog owners, or those who walk other people's dogs.

Dog owner/ walker	Total	Percent
Yes	247	54%
No	200	44%
Not applicable	9	2%
Not Answered	0	0%

Question 4: What restrictions would you like to see at Yew Tree Playing Field, Grange over Sands?

For the purpose of analyses, the 36% of respondents who stated that they had no opinion for the area are not included in the figures below. Of those that do have an opinion, just under a third would like to see dogs excluded from the playing field altogether, while a similar number would like to see dogs excluded from the pitch area only. Just under one in five would like there to be no restrictions.

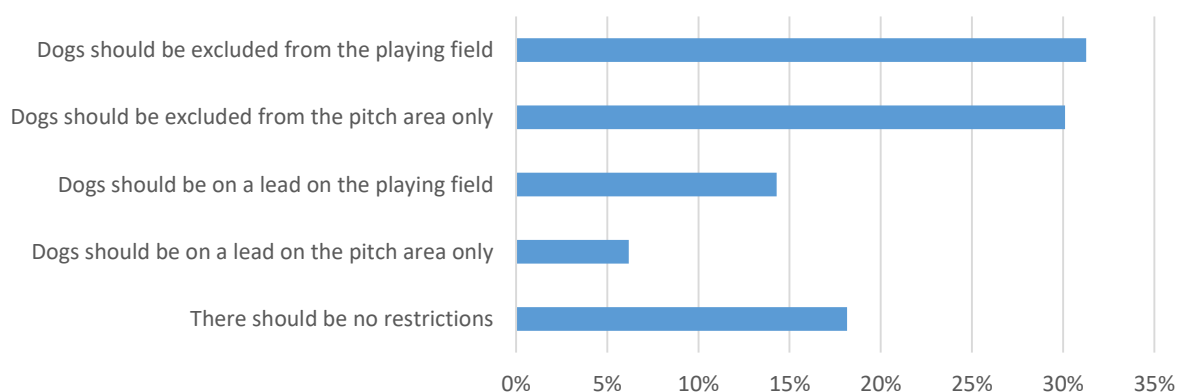
When looking at responses from dog owners/walkers, the majority would like to see dogs excluded from the pitch area only. As for non-dog owners/walkers, More than half think they should be excluded altogether and 17% think they should be kept on a lead on the pitch area.

Respondents were able to comment on this PSPO, with 87 doing so. The main themes coming from the comments are;

- No restrictions should be in place – A number of respondents feel that there should be no restrictions as this is the only area in Grange where residents can exercise their dogs off the lead. It is stated that a number of residents would not be able to access other areas to do so due to limited mobility. Also apparent is that numerous respondents feel that the majority of dog owners are responsible, and it is the minority where the issues occur.
- Dog fouling – This issue is raised a number of times, especially on the sports field which is used by children’s sport teams.
- Better enforcement and signage is needed
- Erect fence around the sports pitch
- Create a dogs only area

All comments can be viewed in full in Appendix 1.

Restrictions	Total		Dog owners/walkers		Non-dog owners/walkers	
	Total	%	Total	%	Total	%
Dogs should be excluded from the playing field	81	31%	20	13%	59	58%
Dogs should be excluded from the pitch area only	78	30%	60	16%	17	17%
Dogs should be on a lead on the playing field	37	14%	22	14%	14	14%
Dogs should be on a lead on the pitch area only	16	6%	12	8%	4	4%
There should be no restrictions	47	18%	40	26%	7	7%



Question 5: What restrictions would you like to see at Dean Gibson Playing Field, Kendal?

For the purpose of analyses, the 37% of respondents who stated that they had no opinion for the area are not included in the figures below. Of those that do have an opinion, 50% would like to see dogs excluded from the playing field. One in five think dogs should be excluded from the pitch area only, 15% that dogs should be on a lead on the playing field and one in ten would like to see no restrictions.

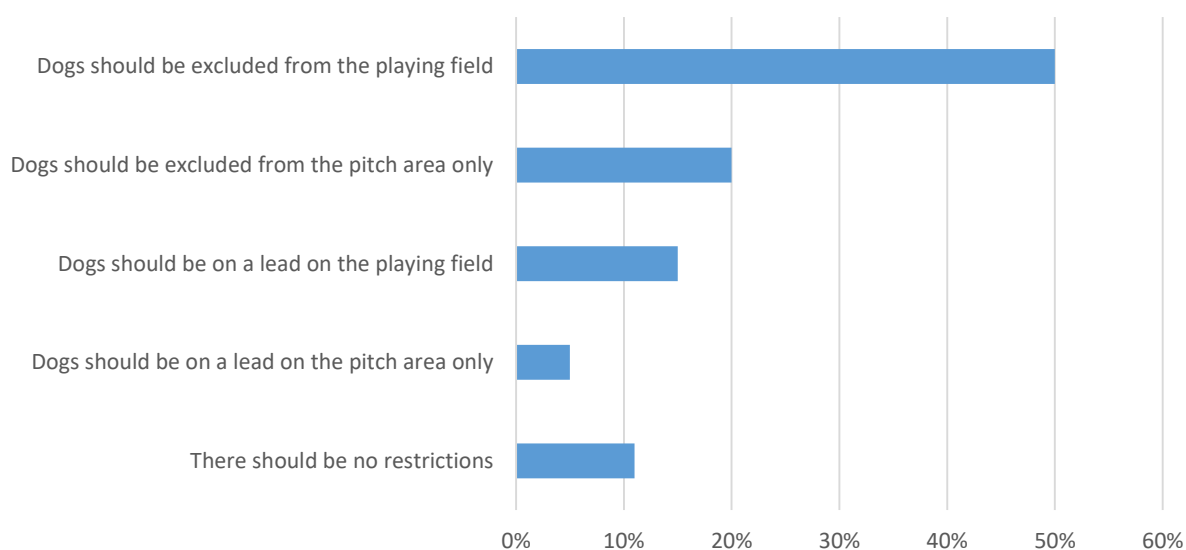
When looking at responses from dog owners/walkers, the majority would like to see dogs excluded from the pitch area, while a similar number would like to see them excluded from the area. As for non-dog owners/walkers, the majority think they should be excluded altogether.

Respondents were able to comment on this PSPO, with 39 doing so. The main themes coming from the comments are;

- Dog fouling – the majority of comments mention that there is an issue with dog fouling in the area. This is a particular issue with sports teams using the pitch having to clear dog mess before using it.
- Children using the area – a number of comments states that the area, being part of the primary school, is predominately used by young children. Therefore this makes the issue with dog fouling even more prevalent.

All comments can be viewed in full in Appendix 1.

Restrictions	Total		Dog owners/walkers		Non-dog owners/walkers	
	Total	%	Total	%	Total	%
Dogs should be excluded from the playing field	124	50%	35	28%	87	71%
Dogs should be excluded from the pitch area only	50	20%	36	29%	14	11%
Dogs should be on a lead on the playing field	37	15%	22	18%	15	12%
Dogs should be on a lead on the pitch area only	12	5%	10	8%	2	2%
There should be no restrictions	27	11%	22	18%	5	4%



Question 6: What restrictions would you like to see at Jubilee Fields, Kendal?

For the purpose of analyses, the 36% of respondents who stated that they had no opinion for the area are not included in the figures below. Of those that do have an opinion, almost half would like to see dogs excluded from the playing field altogether. One in five would like to see them excluded from the pitch area only, 15% think dogs should be on leads on the whole playing field and just over one in ten would like to see no restrictions at all.

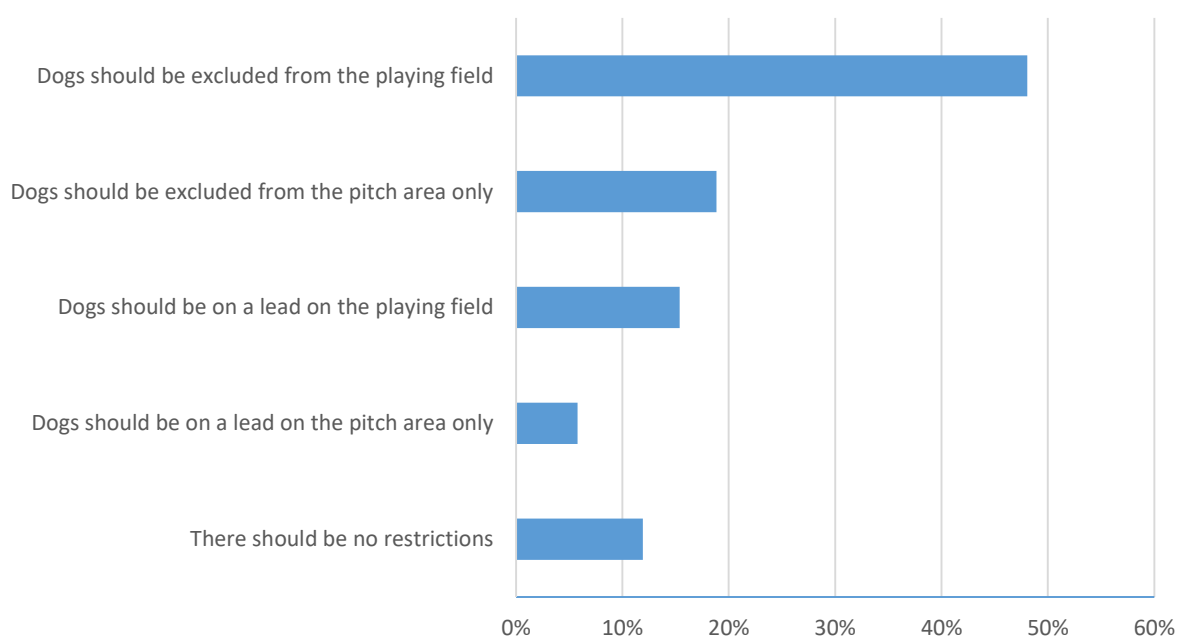
When looking at responses from dog owners/walkers, the majority would like to see dogs excluded, while a similar number would like to see them excluded from the pitch areas only. As for non-dog owners/walkers, the majority think dogs should be excluded altogether.

Respondents were able to comment on this PSPO, with 40 doing so. The main themes coming from the comments are;

- Dog fouling on the pitch areas – the majority of comments raise the issue of having to clean dog fouling every time the pitches are used.
- Enforcement – some comments suggest that current rules are not followed and more enforcements is needed (including signage).

All comments can be viewed in full in Appendix 1.

Restrictions	Total		Dog owners/walkers		Non-dog owners/walkers	
	Total	%	Total	%	Total	%
Dogs should be excluded from the playing field	125	48%	36	27%	87	70%
Dogs should be excluded from the pitch area only	49	19%	34	25%	15	12%
Dogs should be on a lead on the playing field	40	15%	25	19%	15	12%
Dogs should be on a lead on the pitch area only	15	6%	12	9%	3	2%
There should be no restrictions	31	12%	27	20%	4	3%



Question 7: What restrictions would you like to see at Wattsfield Playing Fields, Kendal?

For the purpose of analyses, the 34% of respondents who stated that they had no opinion for the area are not included in the figures below. Of those that do have an opinion, around half would like to see dogs excluded from the playing field altogether. One in five think they should be excluded from the pitch area only, while just over one in ten think that there should be no restrictions in place at all.

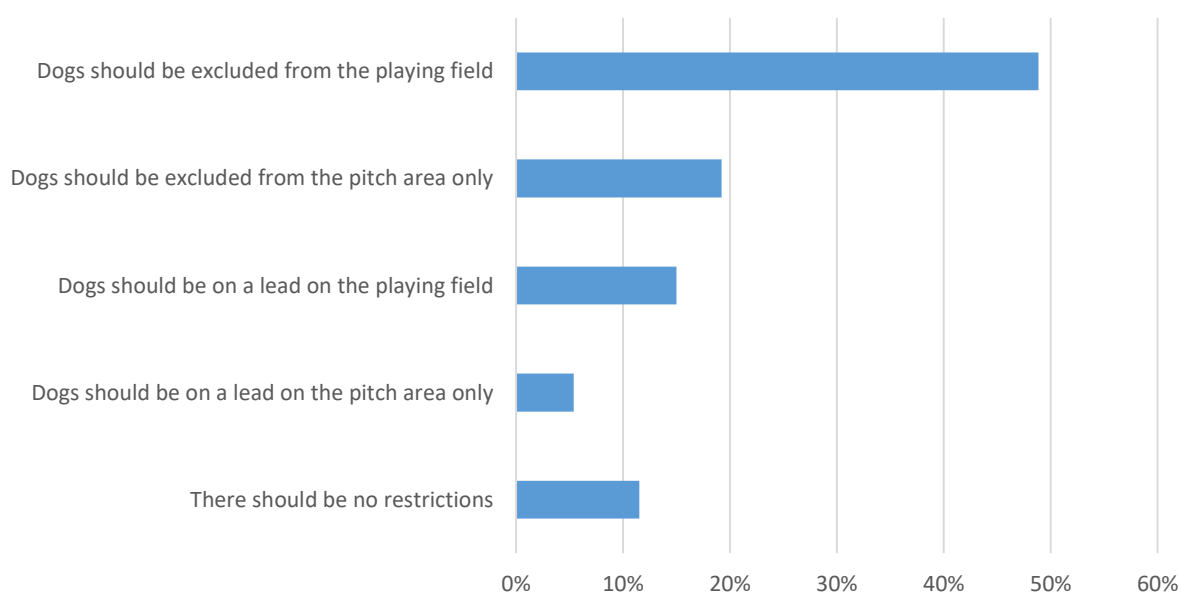
When looking at responses from dog owners/walkers, the majority would like to see dogs excluded from the pitch areas only, while a similar number would like to see them excluded from the whole playing field. As for non-dog owners/walkers, the majority think dogs should be excluded altogether.

Respondents were able to comment on this PSPO, with 42 doing so. The main themes coming from the comments are;

- Dog fouling on the pitch areas – the majority of comments raise the issue of having to clean dog fouling every time the pitches are used.
- Enforcement – some comments suggest that current rules are not followed and more enforcements is needed (including signage).

All comments can be viewed in full in Appendix 1.

Restrictions	Total		Dog owners/walkers		Non-dog owners/walkers	
	Total	%	Total	%	Total	%
Dogs should be excluded from the playing field	127	49%	35	27%	90	71%
Dogs should be excluded from the pitch area only	50	19%	37	28%	13	10%
Dogs should be on a lead on the playing field	39	15%	24	18%	15	12%
Dogs should be on a lead on the pitch area only	14	5%	11	8%	3	2%
There should be no restrictions	30	12%	24	18%	6	3%



Question 8: What restrictions would you like to see at Queens Park Pitch, Windermere?

For the purpose of analyses, the 32% of respondents who stated that they had no opinion for the area are not included in the figures below. Of those that do have an opinion, a third would like to see dogs excluded from the playing field, while slightly fewer would like to see them excluded from just the pitch area.

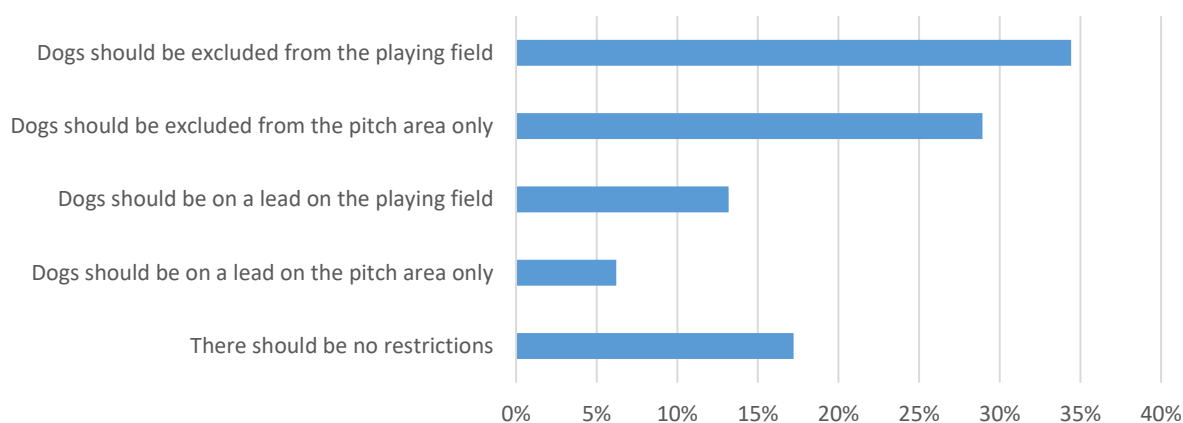
When looking at responses from dog owners/walkers, the majority would like to see dogs excluded from the pitch area only, while a slightly lower number would like there to be no restrictions at all. As for non-dog owners/walkers, over half think dogs should be excluded altogether, while one in four think they should only be excluded from the pitch area.

Respondents were able to comment on this PSPO, with 60 doing so. The main themes coming from the comments are;

- Dog fouling on the pitch area – numerous comments raise the issue of having to clean dog fouling every time the pitch is used.
- Issue with dogs across the whole field – some respondents have issues with the number of dogs running off the lead when they visit the park with children etc.
- Park should be available for all to use – a number of respondents feel that the park should be available for all to use, including dogs. It is also seen as the only large space where dogs can exercise off the lead in the area.
- Enforcement – some comments suggest that current rules are not followed and more enforcements is needed (including signage).

All comments can be viewed in full in Appendix 1.

Restrictions	Total		Dog owners/walkers		Non-dog owners/walkers	
	Total	%	Total	%	Total	%
Dogs should be excluded from the playing field	94	34%	22	15%	70	57%
Dogs should be excluded from the pitch area only	79	29%	49	33%	30	24%
Dogs should be on a lead on the playing field	36	13%	21	14%	14	11%
Dogs should be on a lead on the pitch area only	17	6%	13	9%	4	3%
There should be no restrictions	47	17%	42	29%	5	4%



Question 9: What restrictions would you like to see at Rayrigg Meadow Pitch, Windermere?

For the purpose of analyses, the 32% of respondents who stated that they had no opinion for the area are not included in the figures below. Of those that do have an opinion, a third would like to see dogs excluded from the whole playing field, while just over one in four think they should be excluded from the pitch area only.


When looking at responses from dog owners/walkers, the majority (a third) would like to see dogs excluded from the pitch area only, while more than one in four would like to see no restrictions at all. As for non-dog owners/walkers, over half think dogs should be excluded altogether, while just under one in four think they should only be excluded from the pitch area only.

Respondents were able to comment on this PSPO, with 32 doing so. The main themes coming from the comments are;

- Dog fouling on the pitch area – numerous comments raise the issue of having to clean dog fouling every time the pitch is used, and the issue with children playing where dogs have defecated.
- Enforcement – some comments suggest that current rules are not followed and more enforcements is needed (including signage).

All comments can be viewed in full in Appendix 1.

Restrictions	Total		Dog owners/walkers		Non-dog owners/walkers	
	Total	%	Total	%	Total	%
Dogs should be excluded from the playing field	91	34%	23	16%	66	55%
Dogs should be excluded from the pitch area only	73	27%	46	32%	27	23%
Dogs should be on a lead on the playing field	43	16%	26	18%	17	14%
Dogs should be on a lead on the pitch area only	13	5%	10	7%	3	3%
There should be no restrictions	46	17%	40	28%	6	5%



Question 10: What restrictions would you like to see at Maryfell Paddock, Sedbergh?

For the purpose of analyses, the 56% of respondents who stated that they had no opinion for the area are not included in the figures below. Of those that do have an opinion, just under half think that dogs should be excluded completely from the Paddock, while similar numbers think they should be kept on a lead or that there should be restrictions in place at all.

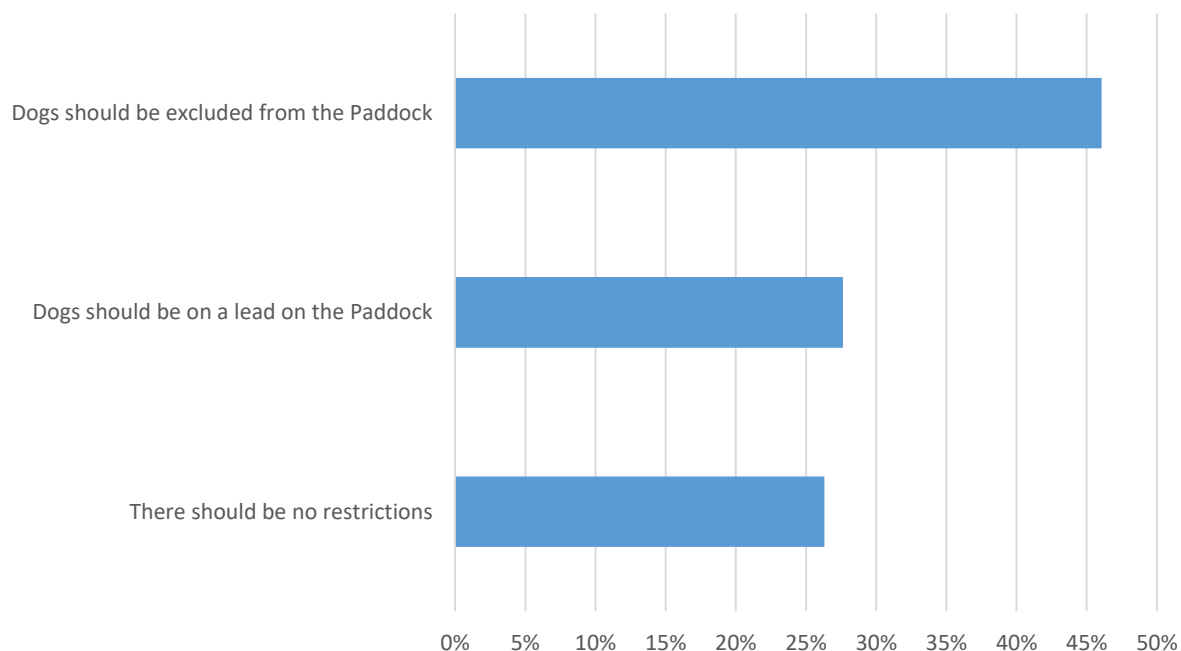
When looking at responses from dog owners/walkers, the majority think there should be no restrictions, while a similar number think they should be kept on a lead. As for non-dog owners/walkers, the majority would like to see them excluded from the Paddock altogether.

Respondents were able to comment on this PSPO, with 12 doing so. The main themes coming from the comments are;

- The majority of comments were regarding concerns of dog fouling in an area children use to play.

All comments can be viewed in full in Appendix 1.

Restrictions	Total		Dog owners/walkers		Non-dog owners/walkers	
	Total	%	Total	%	Total	%
Dogs should be excluded from the Paddock	70	46%	21	26%	48	69%
Dogs should be on a lead on the Paddock	42	28%	29	36%	13	19%
There should be no restrictions	40	26%	31	38%	9	13%



Question 11: What restrictions would you like to see at Kendal Fell, Kendal?

For the purpose of analyses, the 24% of respondents who did not answer this question are not included in the figures below. Of those that did answer, just over half think that dogs should be on leads at all times, while just under half would like there to be no restrictions at all.

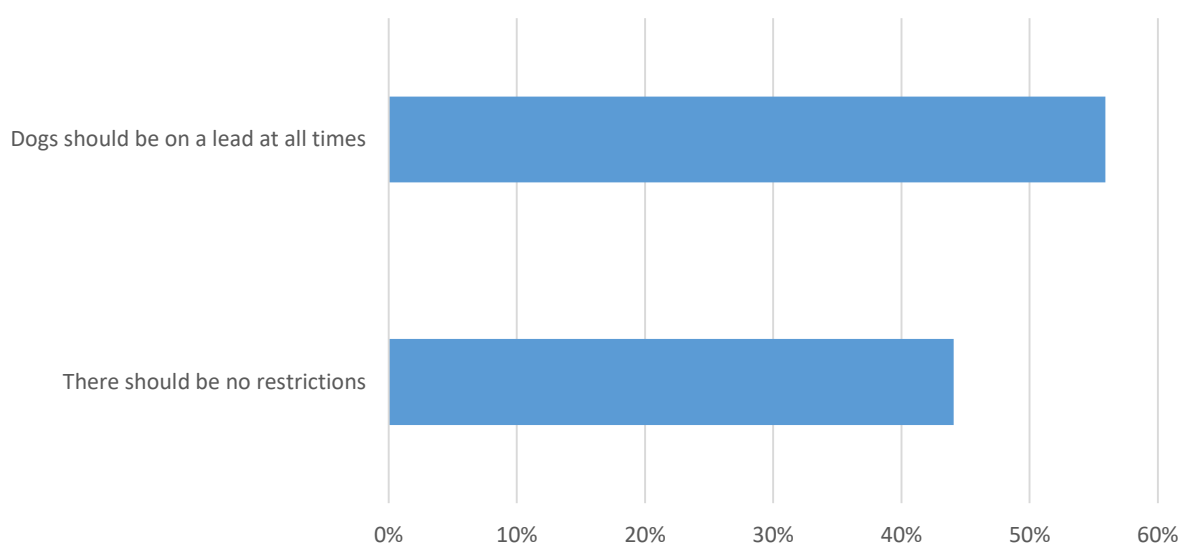
When looking at responses from dog owners/walkers, just under two thirds would like to see no restrictions, while just over a third think that dogs should be on a lead at all times. As for non-dog owners/walkers, more than three quarters think that they should be on a lead at all times, while just under one in five would like no restrictions in place.

Respondents were able to comment on this PSPO, with 80 doing so. The main themes coming from the comments are;

- Issues with the golf course – the majority of the comments are related to the issue of dogs and walkers walking on the greens. The problems with this is both the issue with dogs fouling, but also the danger of both golfers and walkers/dogs using the greens at the same time.
- Signage – it is felt that there is a need for improved signage in the area, particularly to explain the need to use the footpaths and not the greens.
- Issues with professional dog walkers walking up to 6 dogs off the lead is mentioned in a number of comments.
- Issues with irresponsible dog walkers who can become aggressive if approached and also some respondents feel intimidated by dogs off the lead.

All comments can be viewed in full in Appendix 1.

Restrictions	Total		Dog owners/walkers		Non-dog owners/walkers	
	Total	%	Total	%	Total	%
Dogs should be on a lead at all times	194	56%	69	37%	119	78%
There should be no restrictions	153	44%	118	63%	34	22%



Question 12: Are you aware of the current PSPO restrictions across the district?

Just over half of all respondents said that they were aware of the current PSPO restrictions across the district. More dog owners/walkers (62%) were aware of them than non-dog owners/walkers (50%).

Aware of PSPOs	Total	Percent
Yes	255	56%
No	181	37%
Not Answered	21	5%

Question 13: Do you support the continuation of the existing PSPOs in the rest of the areas not listed above?

Almost three quarters of all respondents said that they support the continuation of the existing PSPOs in the rest of the areas, while just one in nine do not.

Respondents were able to comment on this, with 73 doing so. The main themes coming from the comments are;

- Enforcement – numerous comments state that improved and increased enforcement of the PSPOs are required for them to be successful.
- Dogs on leads everywhere – some respondents feel that dogs should be kept on leads in all public areas.
- Responsibility of dog owners – there are comments on both sides of the issue stating that the few irresponsible owners are letting down the majority of responsible owners in regards to following rules and cleaning up dog fouling.
- Dog fouling in general – this includes issues on other common land areas and footpaths.
- There is a need for areas where dogs are able to exercise off the lead.
- There were a number of comments about different areas of the district, and local issues regarding those areas. Grange Promenade was the area mentioned most.

All comments can be viewed in full in Appendix 1.

Support PSPOs	Total	Percent
Yes	335	73%
No	60	13%
Not Answered	62	14%

Barbeques and fires

Question 14: Should the lighting of fires and barbeques be prohibited in the following areas?

The Glebe, Bowness, LA23 3HE

For the purpose of analyses, the 15% of respondents who did not answer this part of the question are not included in the figures below. Of those that did answer, the majority (just under two thirds of respondents) think that barbeques and fires should be banned from the Glebe, Bowness.

Restrictions	Total	Percent
Barbeques and fires should be banned	213	64%
Fires should be banned but barbeques allowed	114	34%
There should be no restrictions	7	2%

Rayrigg Meadow, Windermere, LA23 1BP

For the purpose of analyses, the 17% of respondents who did not answer this part of the question are not included in the figures below. Of those that did answer, the slight majority (just under three out of five respondents) think that barbeques and fires should be banned from Rayrigg Meadow, Bowness.

Restrictions	Total	Percent
Barbeques and fires should be banned	185	58%
Fires should be banned but barbeques allowed	127	40%
There should be no restrictions	7	2%

Borrans Park, Ambleside LA22 0EN

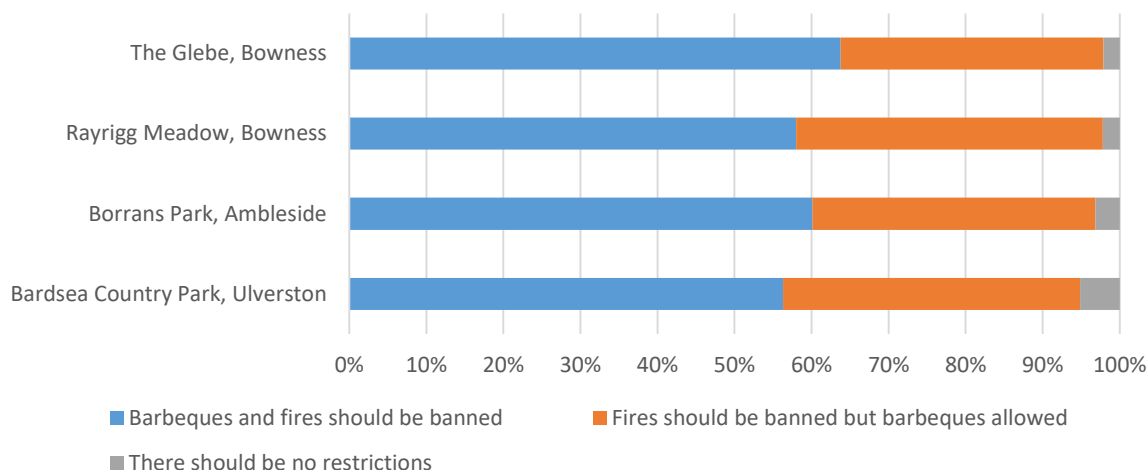
For the purpose of analyses, the 23% of respondents who did not answer this part of the question are not included in the figures below. Of those that did answer, the majority (three out of five respondents) think that barbeques and fires should be banned from Borrans Park, Ambleside.

Restrictions	Total	Percent
Barbeques and fires should be banned	172	60%
Fires should be banned but barbeques allowed	105	37%
There should be no restrictions	9	3%

Bardsea Country Park, Ulverston, LA12 9QU

For the purpose of analyses, the 30% of respondents who did not answer this part of the question are not included in the figures below. Of those that did answer, the slight majority (just over half) think that barbeques and fires should be banned from Bardsea Country Park, Ulverston.

Restrictions	Total	Percent
Barbeques and fires should be banned	143	56%
Fires should be banned but barbeques allowed	98	39%
There should be no restrictions	13	5%



Question 15: Do you have any other comments regarding the proposed prohibition of the lighting of fires and barbeques?

There were a total of 105 comments relating to this issue. The main themes coming from the comments are;

- Designated barbeque areas – one of the main themes coming out of the comments suggests the use of designated barbequing areas, including stone built structures to sit barbeques to stop the scorching of grass.
- Issues with litter – the other main theme is the issue of litter than often occurs when barbeques have taken place, particularly disposable barbeques which can be difficult to discard of.
- Damage and dangers of using barbeques and fires on grassed areas.
- Need for more enforcement to implement the rules.

All comments can be viewed in full in Appendix 1.

About you

Question 16: Which age group do you belong to?

The age groups providing the greatest response rates to the survey were 45-54 year olds and 65 and over, with almost 50% of all responses coming from residents in these age groups. Just one in ten responses were from those aged under 34 years old.

Age group	Total	Percent
Under 18	1	0%
18 - 24	20	4%
25 - 34	43	9%
35 - 44	73	16%
45 – 54	109	24%
55 – 65	82	18%
65 or over	113	25%
Prefer not to say	14	3%
Not Answered	2	0%

Question 17: What is your gender?

There was an almost equal response rate from males and females.

Age group	Total	Percent
Male	215	47%
Female	226	49%
Prefer not to say	14	3%
Not answered	2	0%

Question 18: Do you consider yourself to have a longstanding physical or mental health condition that has lasted, or is likely to last 12 months, and has a substantial adverse effect on your ability to carry out normal day-to-day activities?

Nine out of ten respondents do not consider themselves to have a longstanding physical or mental health condition.

Disability	Total	Percent
Yes	22	5%
No	410	90%
Prefer not to say	22	5%
Not answered	3	1%

Question 19: What is your ethnic group?

Nine out of ten respondents to the survey are white British.

Ethnic group	Total	Percent	Ethnic group	Total	Percent
White British	414	91%	Black/Black British - African	0	0%
White Irish	4	1%	Black/Black British - Caribbean	1	0%
Gypsy/Irish traveller	1	0%	Any other Black background	0	0%
Any other White background	5	1%	Mixed ethnic background - White and Asian	0	0%
Asian/Asian British - Bangladeshi	0	0%	Mixed ethnic background - White and Black African	1	0%
Asian/Asian British - Chinese	0	0%	Mixed ethnic background - White and Black Caribbean	0	0%
Asian/Asian British - Indian Asian	0	0%	Prefer not to say	22	5%
Asian British - Pakistani	0	0%	Any other mixed background	1	0%
Any other Asian background	0	0%	Not Answered	8	2%